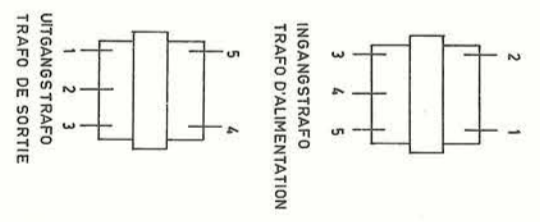
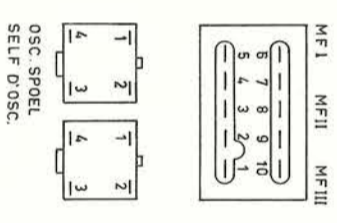
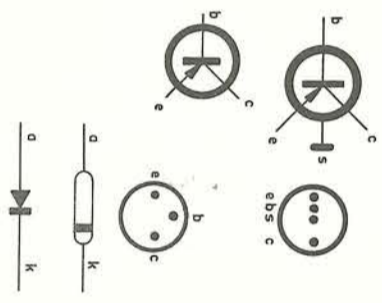
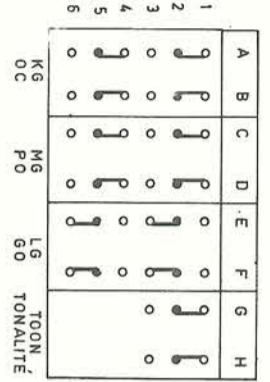


SCHEMA GETEKEND IN STAND L.G.
 SPANNINGEN GEMETEN T.O.V. ⊕

SCHEMA DESSINÉ DANS LA POSITION G.O.
 TENSIONS SONT MESURÉES ENVERS ⊕



ERRES RA621 P

FIG. 3

R	3	9	10	1	2	1	4	5	6	7	8	9	10	11	15	16	17	12	13	14	18	19	23	24	20	21	25	26	27	22	28	29	30	31	33	32	34	41	40	35	36	35	43	44	37	38	45
C	3	9	10	1	8	11	6	4	5	12	14	13	15	16	17	18	21	2	19	28	29	22	24	23	26	25	37	30	38	31	33	32	34	41	40	35	36	35	43	44	37	38	45				
S	1	2	3	4	5	6	7	8	9	10	11	12	13	14	15	16	17	18	19	20	21	22	23	24	25	26	27	28	29	30	31	32	33	34	35	36	37	38	39	40	41	42	43	44	45		