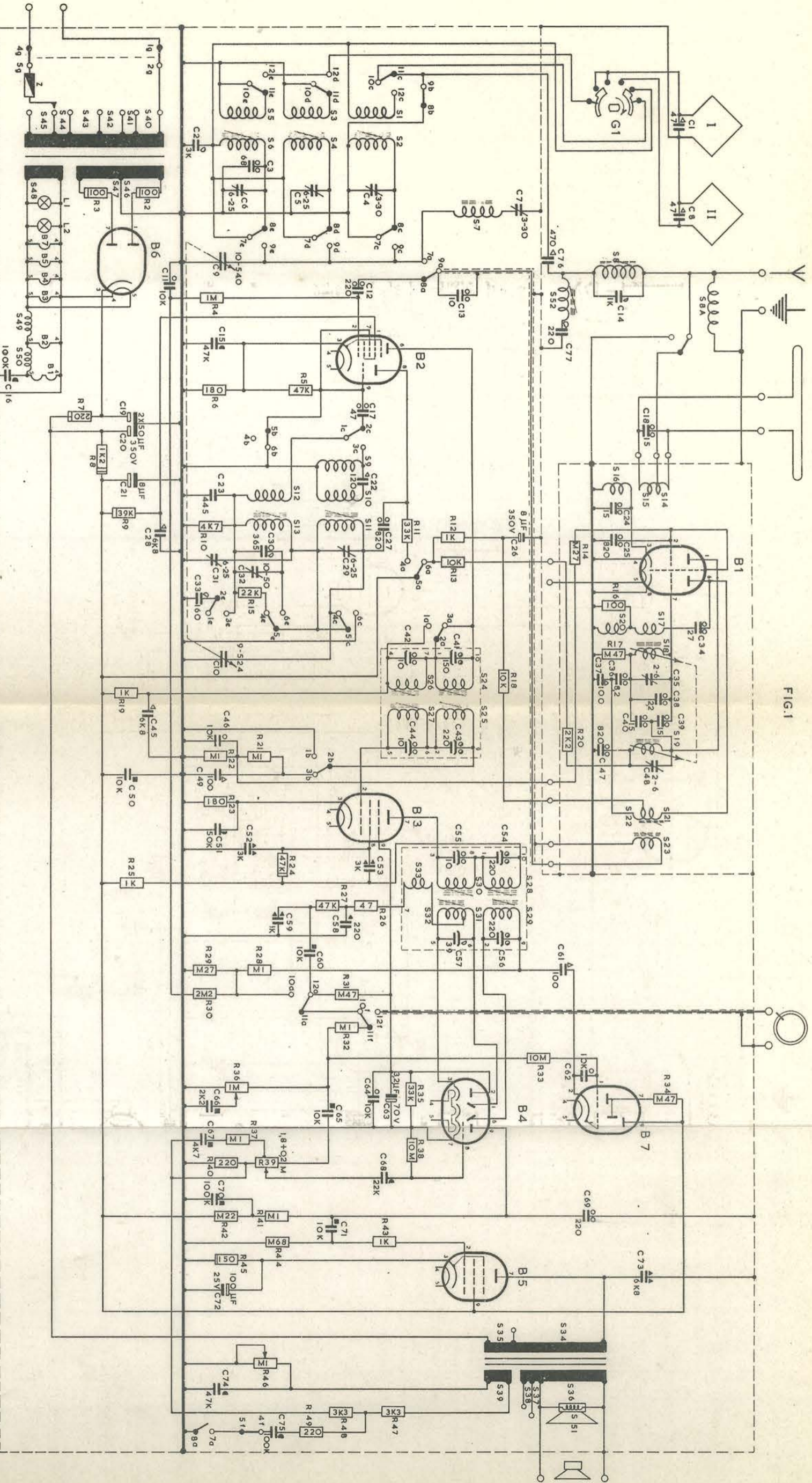
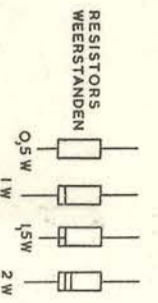


FIG. 1

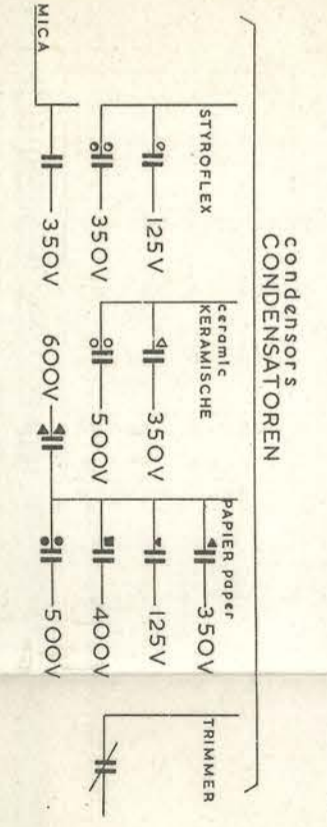
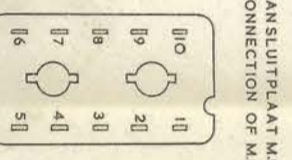


GOLFERIKSCHAKELLAAR GETEKEND IN STAND F.M.  
 ANTENNE SCHAKELLAAR 3 STANDE (G1)  
 I BUITEN ANT.: 2 RAAM ANT. I: 3 RAAM ANT. II.  
 GETEKEND IN STAND BUITEN ANTENNE  
 WAVERANGE SWITCH DRAWN IN POSITION FM  
 AERIAL SWITCH 3 POSITIONS (G1)  
 I OUTDOOR AERIAL. 2 LOOP AERIAL. I: 3 LOOP AERIAL. II.  
 DRAWN IN POSITION OUTDOOR AERIAL

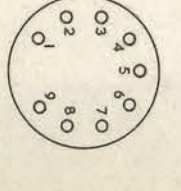


	a	b	c	d	e	f	g
1	0	0	0	0	0	0	0
2	0	0	0	0	0	0	0
3	0	0	0	0	0	0	0
4	0	0	0	0	0	0	0
5	0	0	0	0	0	0	0
6	0	0	0	0	0	0	0
7	0	0	0	0	0	0	0
8	0	0	0	0	0	0	0
9	0	0	0	0	0	0	0
10	0	0	0	0	0	0	0
11	0	0	0	0	0	0	0
12	0	0	0	0	0	0	0

FM KG MG LG GR UIT



- B1 ECC85
- B2 ECC81
- B3 EF 89
- B4 EAB80
- B5 EL 84
- B6 EZ 80
- B7 EM 80



KY547  
 KY546