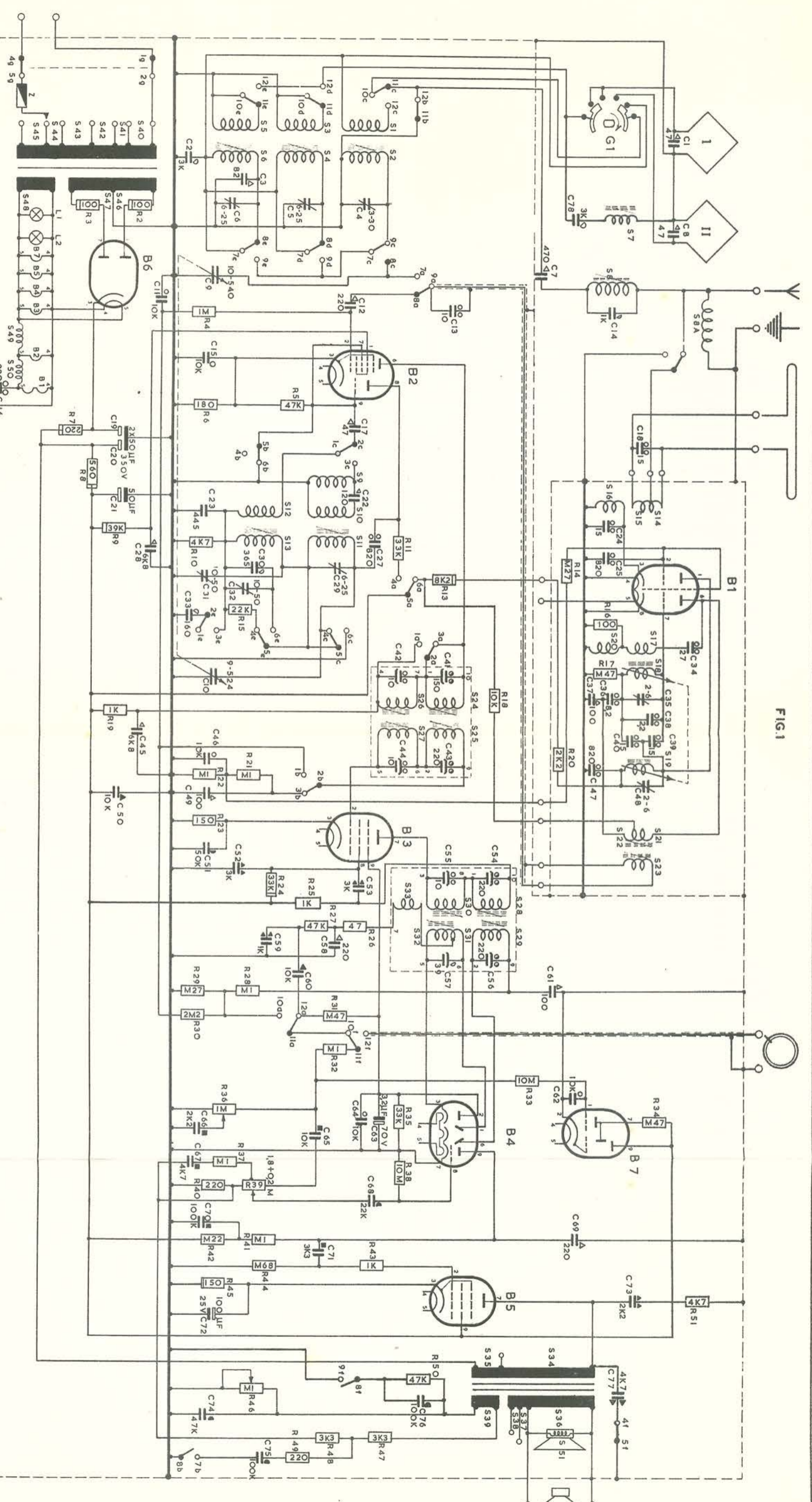


FIG. 1

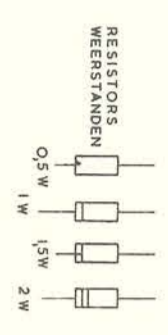


GOLFBEREIKSCHAKELAAR GETEKEND IN STAND F.M.

C	1	2	3	4	5	6	7	8	9	10	11	12	13	14	15	16	17	18	19	20	21	22	23	24	25	26	27	28	29	30	31	32	33	34	35	36	37	38	39	40	41	42	43	44	45	46	47	48	49	50	51
R	1	2	3	4	5	6	7	8	9	10	11	12	13	14	15	16	17	18	19	20	21	22	23	24	25	26	27	28	29	30	31	32	33	34	35	36	37	38	39	40	41	42	43	44	45	46	47	48	49	50	51

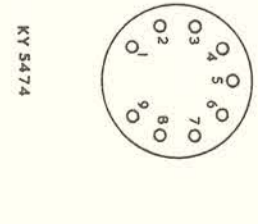
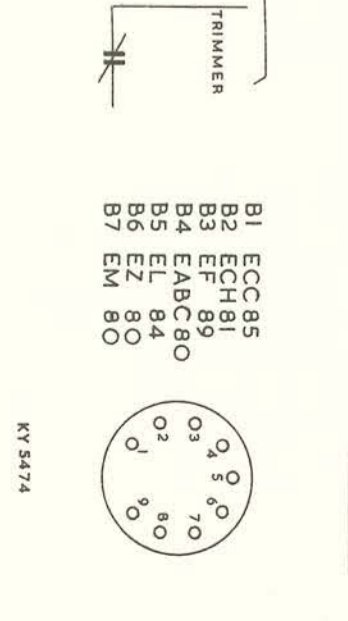
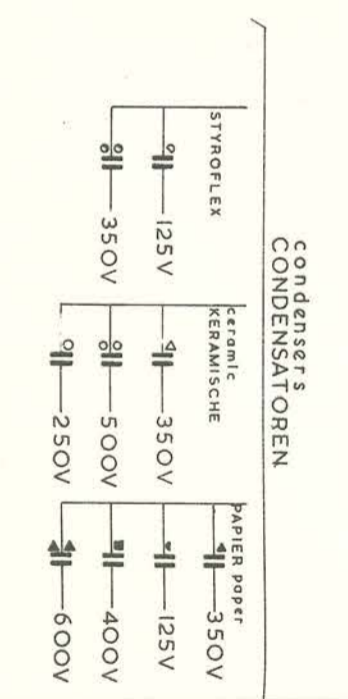
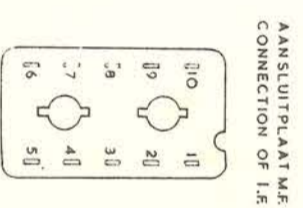
ANTENNE SCHAKELAAR 3 STANDEN (G1)
 1. BUITEN ANT.; 2. RAAM ANT.; 3. RAAM ANT. II.
 GETEKEND IN STAND BUITEN ANTENNE

WAVERANGE SWITCH DRAWN IN POSITION F.M.
 AERIAL SWITCH 3 POSITIONS (G1)
 1. OUTDOOR AERIAL; 2. LOOP AERIAL; 3. LOOP AERIAL II.
 DRAWN IN POSITION OUTDOOR AERIAL.



	a	b	c	d	e	f	g
1	9	8	7	6	5	4	3
2	8	7	6	5	4	3	2
3	7	6	5	4	3	2	1
4	6	5	4	3	2	1	
5	5	4	3	2	1		
6	4	3	2	1			
7	3	2	1				
8	2	1					
9	1						
10							
11							
12							

FM KG MG LG GR UIT



KY 5474