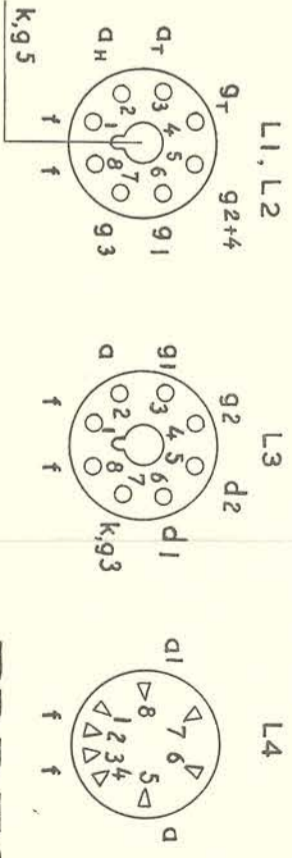


Bij sommige toestellen gewijzigde aansluiting

FIG. 1

GESPR. BANDEN
 GETEKEND IN STAND KG I
 MG LG
 GOELENGESCHAKELAAR
 LAAG
 NORMAAL
 HOOG
 KWALITEITSSCHAKELAAR
 GETEKEND IN STAND NORMAAL



Een deel der toestellen KY 486 is voorzien van een voedingstrafje GK51274 voor het schema daarvan zie Service Documentatie KY 487 - Fig. 1

| | | | | | |
|---|--|---|---|--------------------|---|
| S | IO, 11, 12, 13, 14, 22, 24, 71, 72, 73, 74, 75, 76, 77 | 21, 23, 25, 31, 32, 33, 34, 41, 42, 43 | 51, 52, 53, 54 | 61, 62, 63, 64, 80 | S |
| C | 27, 1 | 13, 4, 5, 6, 7, 8, 40, 41, 9, 38, 10, 11, 37, 36, 12, 3, 16, 46, 15, 14, 17, 19, 18, 35, 20, 42, 44, 43, 39, 21, 26, 25, 23, 22, 24, 28, 34, 29, 30, 33, 45 | 31, 32 | 31, 32 | C |
| R | | 1, 2, 3, 19, 18 | 4, 6, 7, 20, 51, 71, 10, 8, 9, 11, 13, 15 | 14, 15 | R |

ERRES KY 486

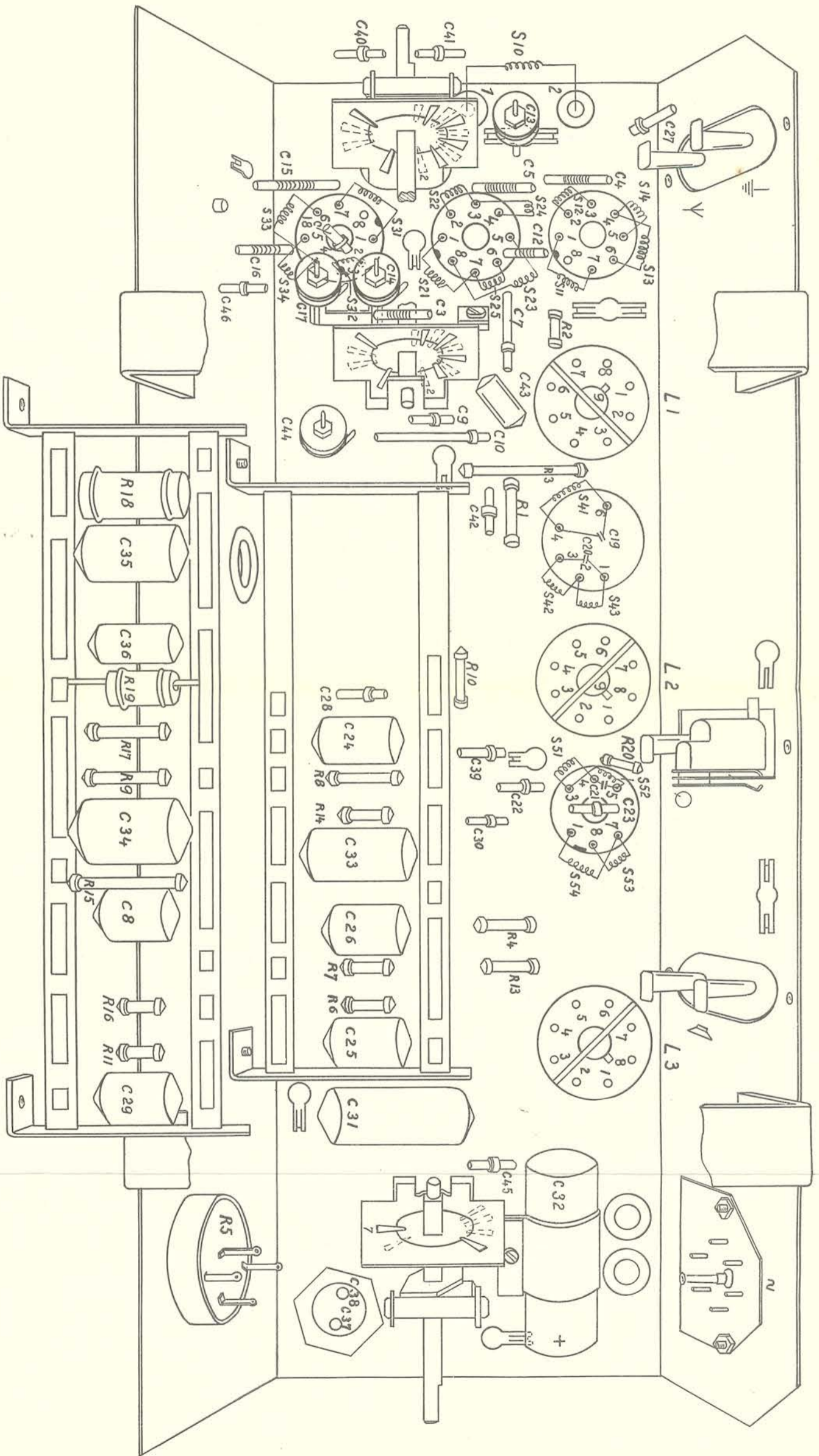
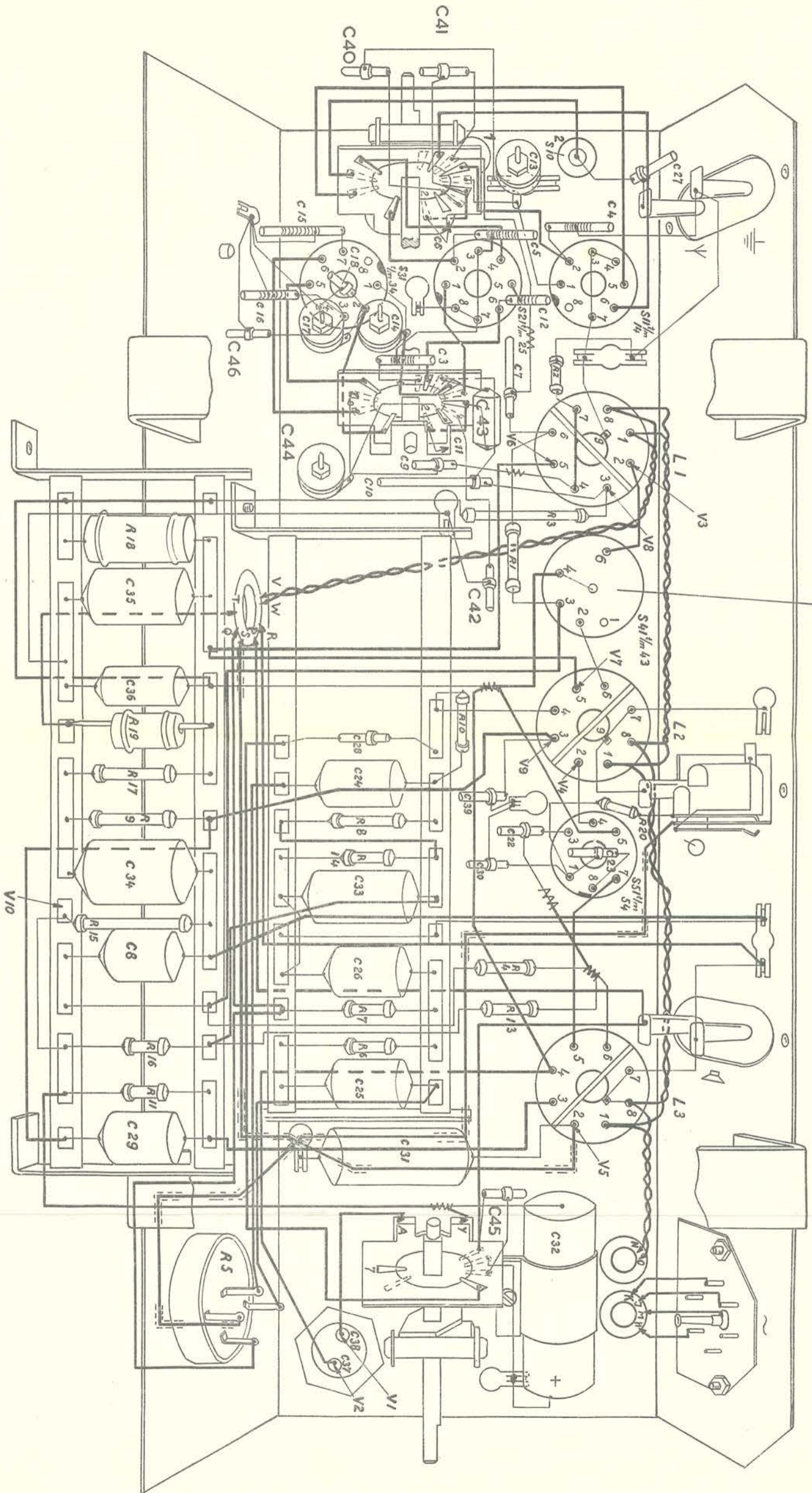


FIG. 2

ERRRES KY 486

| | | | | | | | |
|---|---|---|---------------------------|--|---------------------|---------|---|
| S | IO. | 11,12,13,14, 21,22,23,24,25, 31,32,33,34. | 41, 42, 43. | 51, 52, 53, 54. | 25, 29, 31, 45, 32. | 38, 37. | S |
| C | 41, 40, 13, 27, 54, 15, 18, 12, 16, 14, 17, 3, 7, 46. | 43, 9, 10, 44. | 42, 35, 19, 20, 36. | 28, 24, 39, 21, 22, 23, 30, 34, 33, 8, 26. | 25, 29, 31, 45, 32. | 38, 37. | C |
| R | 2. | 3, 18, 1. | 10, 19, 17, 20, 8, 9, 14. | 15, 4, 7, 13, 6, 16, 11. | 5. | 5. | R |



SPANNINGEN TOT 50 VOLT, $\pm 10\%$, MET VOLTMETER 50 VOLT BIJ 1000 Ω/V
 SPANNINGEN VAN 50-500V, $\pm 10\%$, MET VOLTMETER 500 VOLT BIJ 1000 Ω/V

FIG. 3
ERRES KY 486

| VOLT | 240 | 90 | 140 | 90 | 50 | 240 | -6 | 260 | 280 | 240 | VOLT |
|------|----------------|---|-----------|----|---|-------------------------------------|-----------------|--------------------|-----|-----|------|
| S | 10. | 11,12,13,14,21,22,23,24,25, 31,32,33,34. | | | 41,42,43. | | 51, 52, 53, 54. | | | | S |
| C | 41, 40, 13,27. | 45,6,15, 18,16,12,14,17,3,7,46, 43,11, 9,10, 44 | | | 35,42. | 36, 28, 24,39 22,23,30,34,33, 8,26. | | 25, 29,31, 45, 32. | | | C |
| R | | 2. | 3, 18, 1. | | 10,19, 17, 20,8,9, 14, 15, 4, 7,13,6,6, 11. | | 5. | | | | R |

IV3 IV6 IV8 IV7 IV9 IV4 IV10 IV5 IV1 IV2

Ben deel der toestellen KY 486 is voorzien van een voedingtrafo GK 512 74 voor de bedrading daarvan zie Service Documentatie KY 487 - Figuur 4

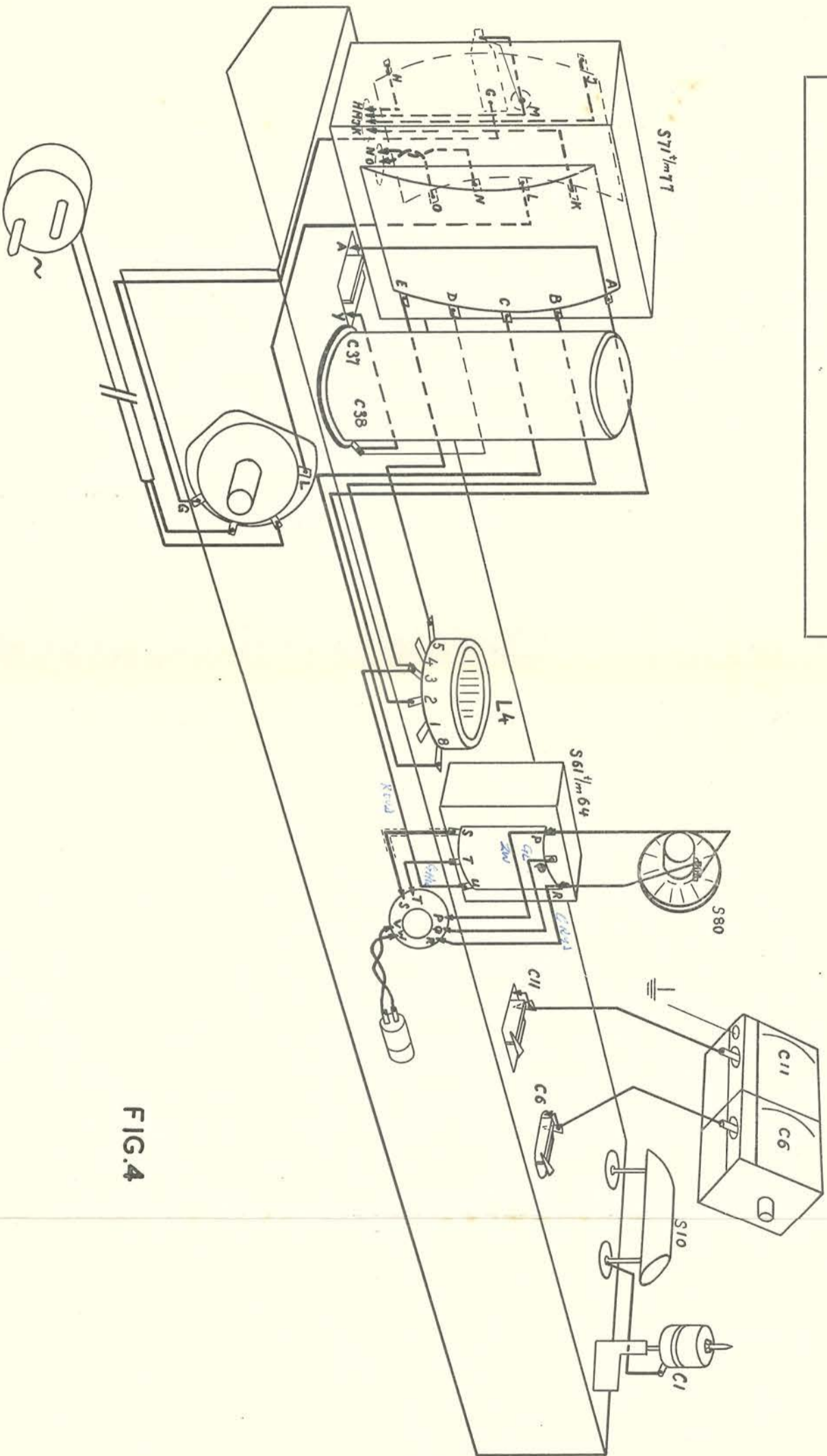


FIG.4

ERRRES KY 486

| VOLT | | | | VOLT | |
|------|----------------------------|-----------------|-----|------|---|
| S | 71, 72, 73, 74, 75, 76, 77 | 61, 62, 63, 64, | 80, | 10, | S |
| C | | 37, | 38, | 6, | C |
| R | | | | 1, | R |