

UITVOERING VAN M.F.III VOOR DE APPARATEN 1001 T/M 1115

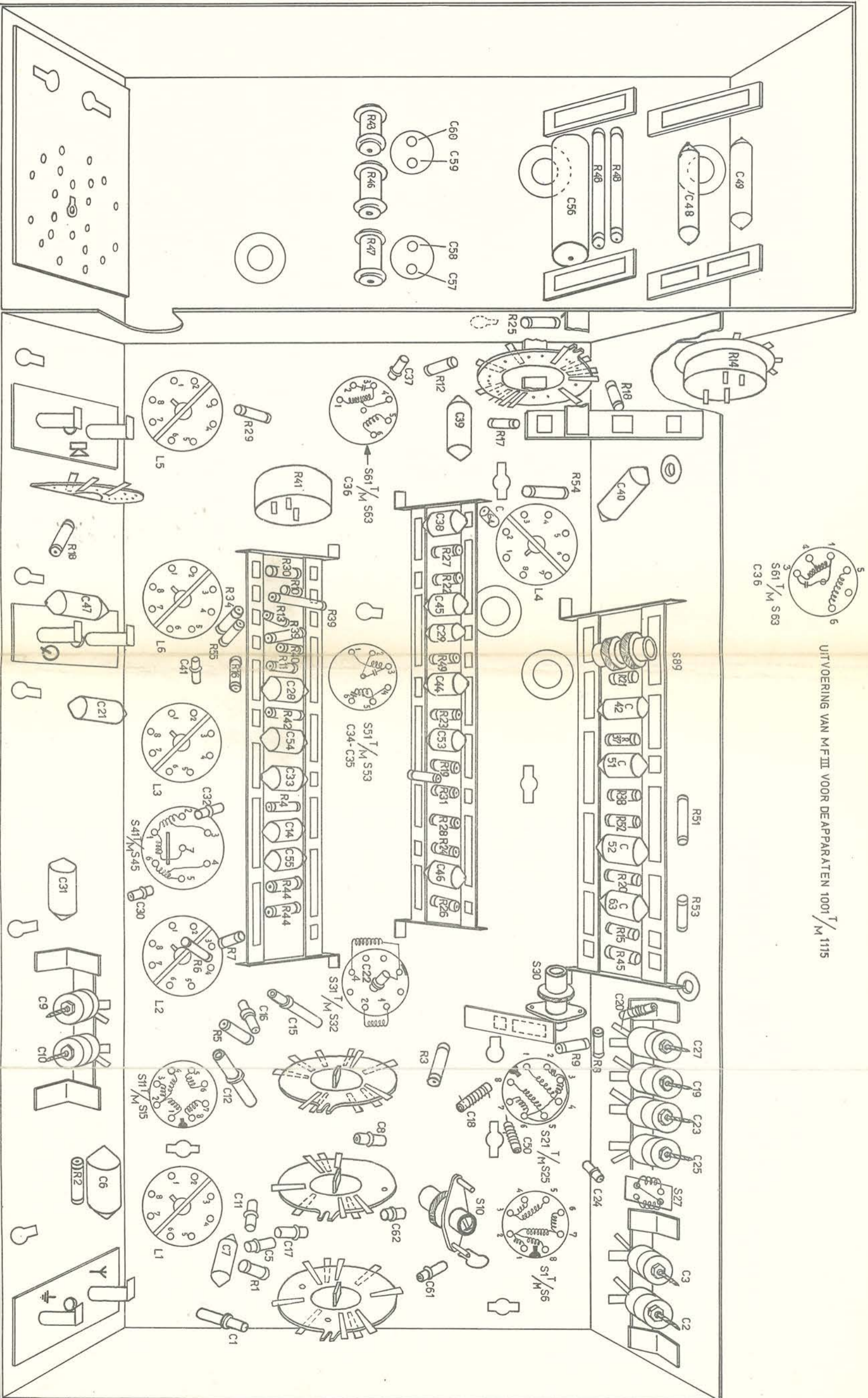
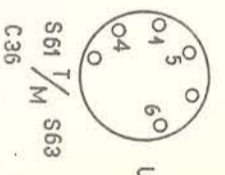
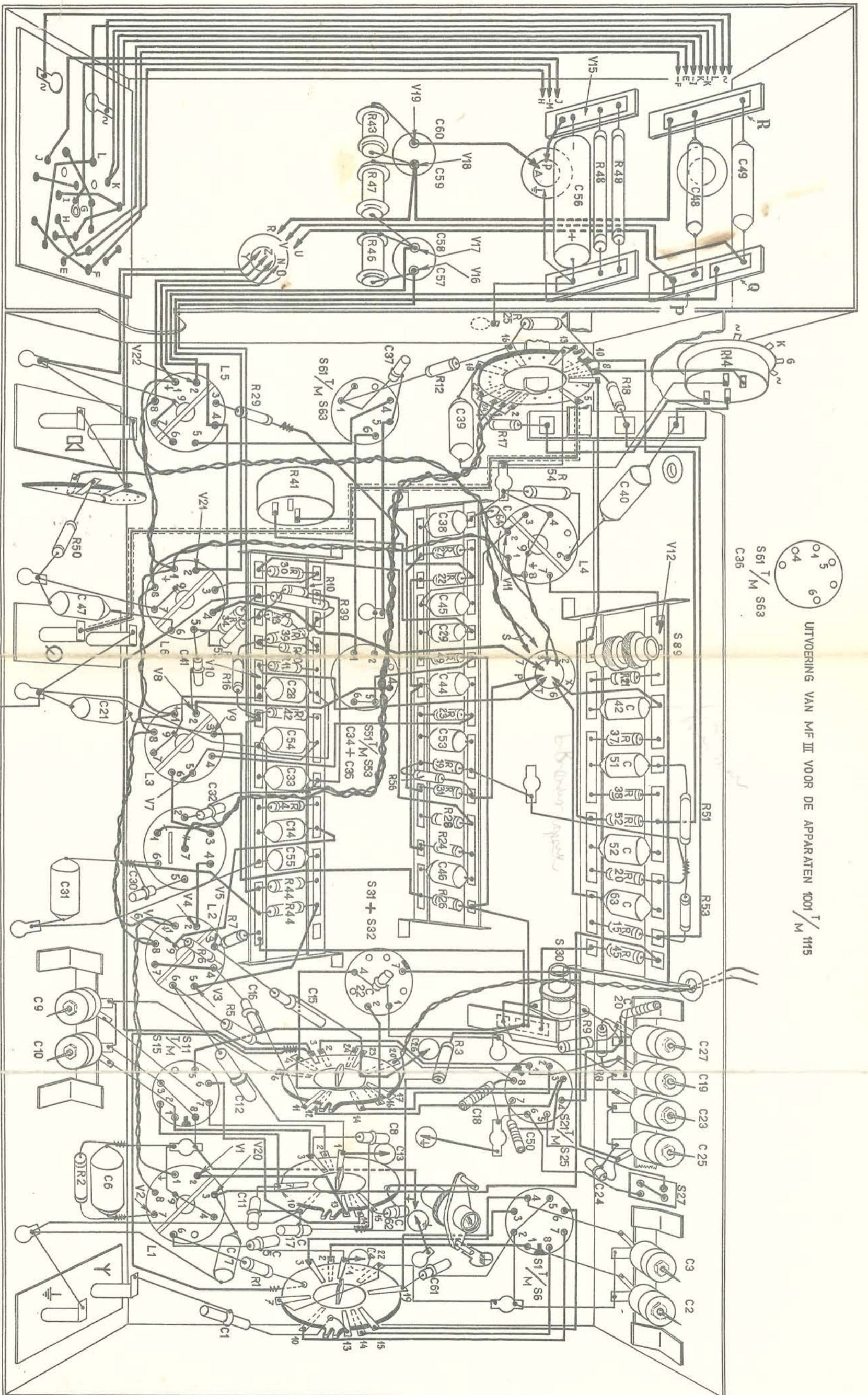


FIG. 2

ERRES KY 477

S	61, 62, 63,	89,	91, 52, 53,	41, 42, 43, 44, 45,	30, 31, 32,	11, 12, 13, 14, 15,	21, 22, 23, 24, 25,	10, 27, 1, 2, 3, 4, 5, 6,
C	59, 60,	48, 49, 56, 57, 58,	37, 39,	40, 36, 38, 64,	45, 47, 28, 29,	41, 44, 21, 42,	53, 54, 51, 33, 34, 35, 32,	14, 52, 55, 46, 30,
R	43,	48, 46, 47,	25,	14,	12, 18, 29, 17,	41, 54,	18, 27, 22, 30, 10, 34, 39, 13, 55,	40, 23, 11, 64, 9, 21, 37, 42, 38, 51, 9, 53, 31, 4,



LUITVERING VAN MF III VOOR DE APPARATEN 1001 T / M115

SPANNINGEN TOT 50 VOLT, ±10%, MET VOLTMEETER 50V BU 1000Ω/V } GEMETEN TEGEN CHASSIS.
 SPANNINGEN VAN 50-500V, ±10%, MET VOLTMEETER 500V BU 1000Ω/V }

FIG. 3

ERRES

KY 477

VOLT	6,1	280	270	240	220	240	55	1,6	240	2,2	220	95	85	220	10	135	75	90	190	1,7	VOLT		
S							61, 82, 63,																
C		59, 60,	48, 49, 56, 57, 58,				37, 39,		40, 36, 38, 64,		45, 47, 28,	41, 44, 21, 42,	53, 54, 51, 33, 34, 35, 32, 14, 52, 55, 46, 30, 31, 63, 22,	20, 15, 16, 12, 9, 10, 27, 19, 23,	25, 18, 50, 24, 8, 6, 11,	7, 5, 17, 62, 61,	3, 2, 1,						
R		43,	48, 45, 47,				25, 14,	12, 18, 29, 17,	41, 54,	60, 27, 22, 30, 10, 34, 39, 13, 5,	40, 23, 11, 16, 49, 27, 12, 38, 51, 19, 53, 31, 4, 52, 20, 28, 24, 25,	44, 15, 45, 6, 7, 8, 9, 5, 3,											

AV15 M19 AV18 AV17 AV16

V22

W1

W12 W21

W8

W9

W7

W4

W6

W5

W3

AV20

W1

W2

