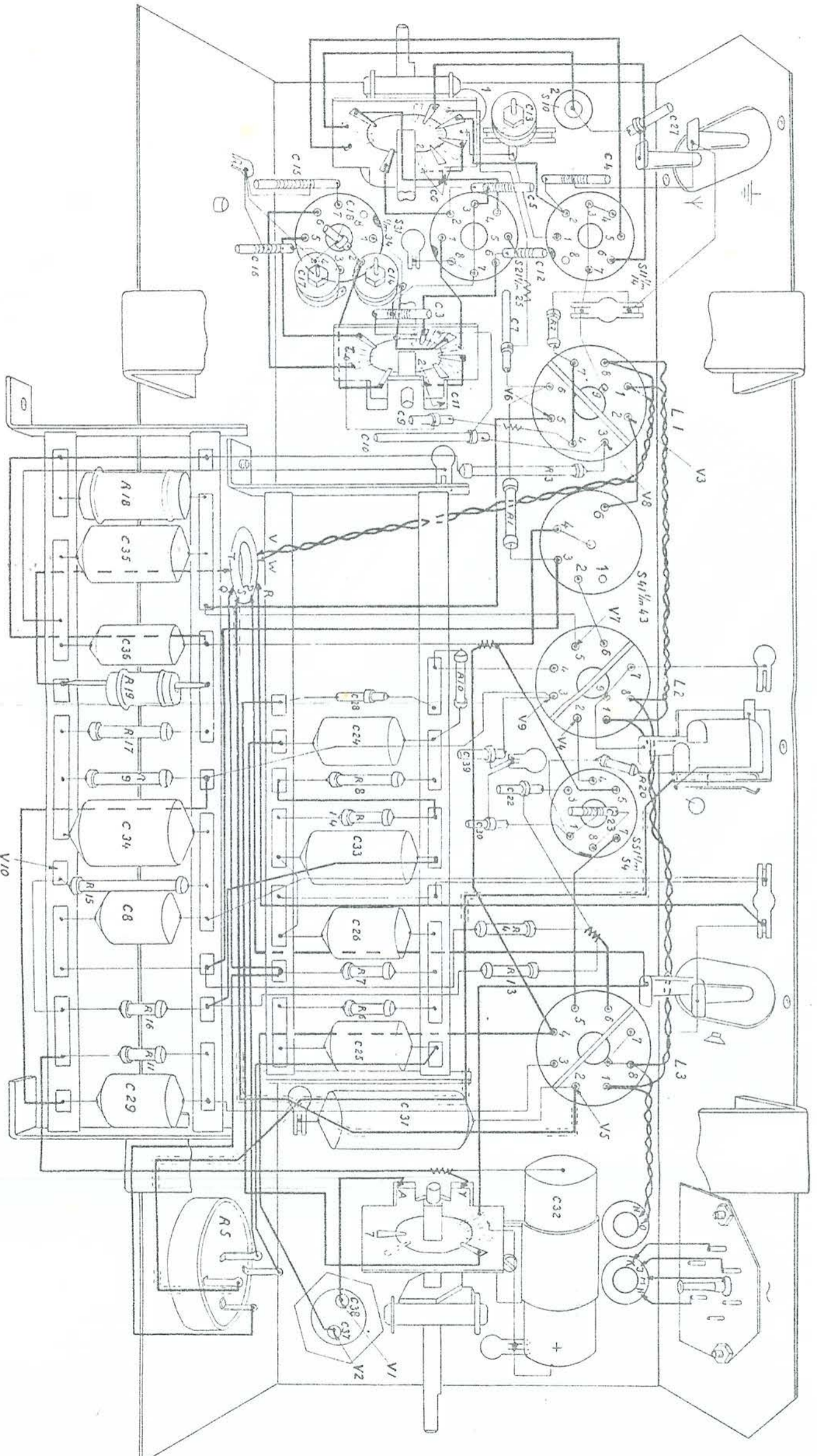


FIG. 2

ERRES KY 485

S	10.	11.12.13.14.21.22.23.24.25.31.32.33.34.	41.42.43.	51.52.53.54.	25.29.31.	32.	38.37.
C		13.27.54.15.18.12.16.14.17.3.7.	35.	28.24.39.22.23.30.34.33.8.26.			
R		2.	3.18.1.	10.19.17.20.8.9.14.	15.4.7.13.6.16.11.	5.	



SPANNINGEN TOT 50 VOLT, ± 10%, MET VOLTMETER 50 VOLT BIJ 1000 Ω/V
 SPANNINGEN VAN 50-500V, ± 10%, MET VOLTMETER 500 VOLT BIJ 1000 Ω/V

GEMETEN TEGEN CHASSIS

VOLT	240	90	140	90	50	240	-6	260	280	240	VOLT	
S	10.	11,12,13,14,21,22,23,24,25,31,32,33,34.	41,42,43.	35.	36.	28.	24,39.	22,23,30,34,33,8,26.	25.	29,31.	32.	38,37.
C	13,27.	4,5,6,15,18,16,12,14,17,3,7.	2.	3,18,1.	10,19.	17.	20,8,9,14.	15.	4.	7,13,6,16.	11.	5.
R												

FIG. 3
ERRRES KY 485

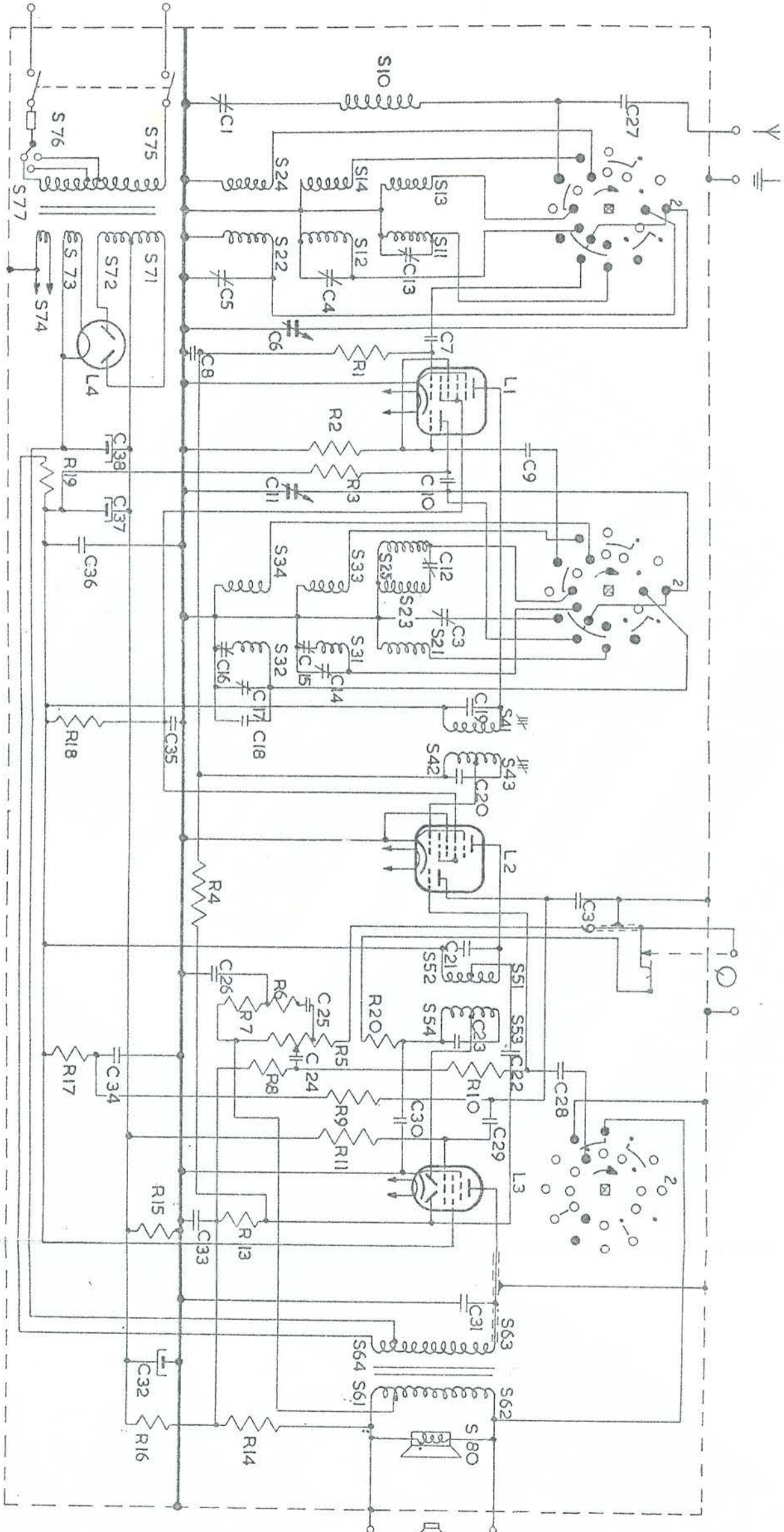
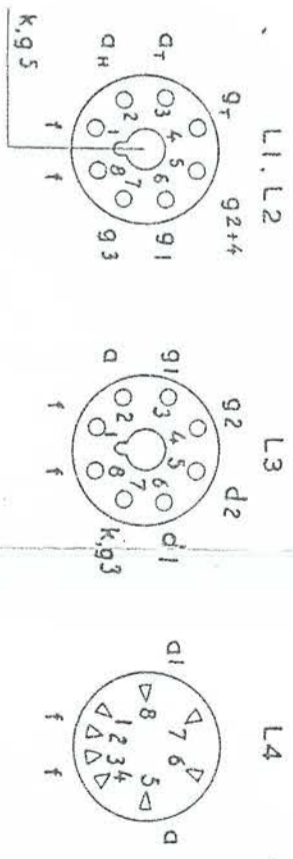


FIG. 1

GOLFLENGTESCHAKELAAR
 KG II
 MG
 LG
 GETEKEND IN STAND KG II

KWALITEITSSCHAKELAAR
 DOF
 NORMAAL
 GETEKEND IN STAND DOF



S	IO	11,12,13,14	22,24,71,72,73,74,75,76,77	21,23,25,31,32,33,34	41,42,43	51,52,53,54	61,62,63,64,80	S
C	27	1	13,4,5,6,7,8	9,38,10,11,37,36,12	3	16,15,14,17,19,18,35,20	31,32	C
R			1	2,3,19	18	4	14,16	R

ERRES KY 485